

Innovative Conveyor Chain Track Offers Easier and Better Cleanability



Solus' new VALUTRAC II™ chain guides provide a precision CNC machined wear surface for supporting and guiding "tab style" conveyor chains in a revolutionary new open and more sanitary design. Valutrac II chain guides complement the numerous other Solus conveyor products available from your local **Applied Industrial Technologies** service center.



Applications:

General: All conveyor applications with tab style plate top conveyor chains

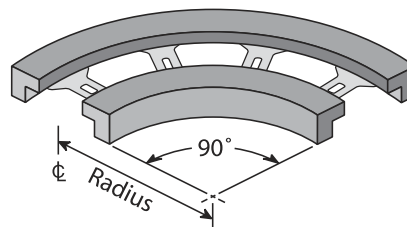
Industries:

- **Food**
 - Bakery
 - Beverage
 - Fruits & Vegetables
 - Meat
 - Poultry
 - Seafood
 - Snack Food
- **Container**
 - Aluminum
 - Glass
 - Plastic
- **Material Handling**
- **Pharmaceutical**



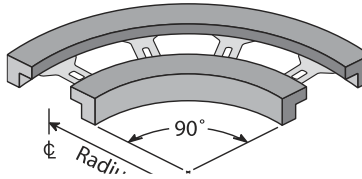
► Features and Benefits:


- Precision CNC Machined Chain Guide Clearance**
Smooth running conveyor chains
- Open, Easy Clean Design**
Wash down friendly
Minimal entrapment areas
- Slotted Stainless Steel Mounting Plates**
Fast, easy installation and replacement
- Variety of Track Materials**
Matches material to application needs
- Straight or Curved Sections Available**
Provides entire line of worry-free chain guiding
- Custom Sizes and Configurations Available**









Curves for Tab Chain

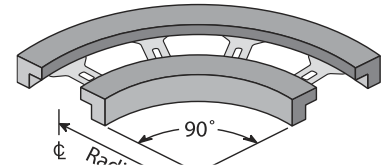








 ValuTrac II™ for tab chains can be used as carry-ways, or flipped upside down and used as return-ways.

Chain Number	Track Width	Track Height	Carry or Return	Radius	A4 Black Part Number	Nolu-S Part Number	Nolu-SR Part Number	Nylatron Part Number
879TAB-K3-1/4 880TAB-K3-1/4 881TAB-K3-1/4	3.75	1		18	VT2-980-T-18-0325	VT2-S-980-T-18-0325	VT2-SR-980-T-18-0325	VT2-N-980-T-18-0325
24				VT2-980-T-24-0325	VT2-S-980-T-24-0325	VT2-SR-980-T-24-0325	VT2-N-980-T-24-0325	
879TAB-K4-1/2 880TAB-K4-1/2 881TAB-K4-1/2	5	1		24	VT2-980-T-24-0450	VT2-S-980-T-24-0450	VT2-SR-980-T-24-0450	VT2-N-980-T-24-0450
882TAB-K4-1/2				5	1.188		24	VT2-982-T-24-0450
1873-K3-1/4 1874-K3-1/4	3.75	1.375		18	VT2-973-T-18-0325	VT2-S-973-T-18-0325	VT2-SR-973-T-18-0325	VT2-N-973-T-18-0325
				24	VT2-973-T-24-0325	VT2-S-973-T-24-0325	VT2-SR-973-T-24-0325	VT2-N-973-T-24-0325

Also available in straight sections!

Also Available 1-piece Standard ValuTrac Curves for Tab Chain



Chain Number	Track Width	Track Height	Carry or Return	Radius	A4 Black Part Number	Nolu-S Part Number	Nolu-SR Part Number	Nylatron Part Number
879TAB-K3-1/4 880TAB-K3-1/4 881TAB-K3-1/4	3.75	1		18	VT-980-T-18-0325	VT-S-980-T-18-0325	VT-SR-980-T-18-0325	VT-N-980-T-18-0325
				24	VT-980-T-24-0325	VT-S-980-T-24-0325	VT-SR-980-T-24-0325	VT-N-980-T-24-0325
879TAB-K4-1/2 880TAB-K4-1/2 881TAB-K4-1/2	5	1		24	VT-980-T-24-0450	VT-S-980-T-24-0450	VT-SR-980-T-24-0450	VT-N-980-T-24-0450
* 881TAB-K7-1/2				8	1		24	VT-981-T-24-0750
882TAB-K4-1/2	5	1.188		24	VT-982-T-24-0450	VT-S-982-T-24-0450	VT-SR-982-T-24-0450	VT-N-982-T-24-0450
882TAB-K7-1/2	8	1.188		24	VT-982-T-24-0750	VT-S-982-T-24-0750	VT-SR-982-T-24-0750	VT-N-982-T-24-0750
1873-K3-1/4 1874-K3-1/4	3.75	1.375		18	VT-973-T-18-0325	VT-S-973-T-18-0325	VT-SR-973-T-18-0325	VT-N-973-T-18-0325
				24	VT-973-T-24-0325	VT-S-973-T-24-0325	VT-SR-973-T-24-0325	VT-N-973-T-24-0325

* These ValuTrac modules are commonly used on side gripping, elevator/lowerator systems.

Contact Your Local Applied Service Center
1-877-279-2799



WARNING: Injury, death, property damage, and/or equipment failure may result from misuse or misapplication of the products featured in this publication. The information in this publication is provided "AS IS," WITHOUT WARRANTY OF THE INFORMATION'S ACCURACY OR THE PRODUCTS, SUITABILITY FOR ANY PARTICULAR USE.

Corporate Headquarters
One Applied Plaza
Cleveland, Ohio 44115-5000

Toll Free Phone: 1-877-279-2799